



Mini Makes Brownies

Curricular Goal

- CG-10: Children develop fluency in reading and writing in Language 1

Competencies

- C-10.2: Understands basic structure/format of a book, idea of words in print and direction in which they are printed, and recognises basic punctuation marks
- C-10.8: Writes a paragraph to express their understanding and experiences

Learning Outcomes

At the end of the lesson, learners will be able to:

- **identify** characters in a story.
- **list** action words.
- **differentiate** between naming words and action words.
- **discuss** names of family members.
- **complete** a picture story.

Get Ready!



• Critical Thinking

Look at the picture of a family. What are they doing?



Let's Read



• Critical Thinking

Let us read about Mini's family.

Mini's class is going on a picnic.

She is going with her classmates.

They have to bring food and share with everyone.

What can Mini take to the picnic?

Mini goes to the kitchen. Sandwiches? Biscuits? Fruits?

Mini has an idea! She asks her mother for help. Mother brings out the **flour**, sugar and **cocoa**. Then, Mini brings butter and eggs from the fridge. She gets a big bowl and a wooden spoon.

Mother mixes the flour, sugar and cocoa in the bowl.

Then, she adds butter and eggs.

Quick Check

Where is Mini's class going?



flour: a white powder made by crushing wheat | **cocoa:** a brown powder used for making chocolate, cakes and cookies

Mini's mother heats up the **oven**.

Mini pours the **batter** into a pan. Her mother puts it in the oven to bake. It takes thirty minutes to bake.



While the batter bakes, Mini helps her mother to clean up the kitchen. She puts away the flour, sugar, cocoa and butter. She washes the big bowl and the wooden spoon.

DING!!!!

Mini's mother takes the pan out of the oven. She sets it on the cooling rack. Mini **sniffs** the air. It smells like chocolate!

What did Mini bake?

BROWNIES!

Exercises

Comprehension questions

A. Tick (✓) the correct option to answer each question.

1. Where do Mini and her mother make brownies?

☐ at the picnic

☐ in the kitchen

☐ at school

☐ in the living room

oven: a machine used for baking | **batter:** a thick mixture | **sniffs:** smells | **brownies:** thick soft flat cakes

2. Who will eat the brownies at the picnic?

- ☐ only Mini ☐ the teacher
☐ Mini's friends ☐ everyone

B. Fill in the blanks using the words given in the box.

1. Mini brings butter and eggs from the
2. Mother mixes the flour, sugar and in the bowl.
3. Mother puts the batter in the to bake.
4. Mini helps Mother to clean up the while the brownies bake.

oven
cocoa
fridge
kitchen

C. Name the things that Mini uses to make the brownies.

1.
2.
3.
4.
5.

Think and answer

HOTS



• Critical Thinking

How do you help your family members? Talk about any three tasks.

Language Skills

Grammar

action words



Look at the pictures. What are they doing? Write under the pictures.




.....



.....



.....



.....



.....



.....

Words that tell us what a person or an animal is doing are called **action words**. Action words are also called **doing words**.



A. Write the correct action word under each picture.

run laugh sleep play cook eat



1.



2.



3.



4.



5.



6.

B. Read these words. If a word is a naming word, colour the box red. If the word is an action word, colour the box blue.

mouse	sing	boat	apple	write
hop	socks	open	eat	book
sleep	climb	cub	box	dance
chef	cup	count	spoon	jump
drive	car	clock	run	pencil

Vocabulary

family members

A. Read aloud the names of different members of a family.

grandmother
uncle

grandfather
aunt

father
sister

mother
brother

B. Match column A with column B. One has been done for you.

A

B

1. uncle

a. mother

2. father

b. niece

3. husband


c. sister

4. nephew

d. aunt

5. brother

e. wife



Listening and Speaking



- Communication
- EXPRESSING OPINION

Do animals take care of their young ones like your parents take care of you? Discuss with your partner.

Writing



- Communication • Creativity
- DESCRIBING A STORY

Write a sentence to describe each picture.



.....

.....




.....

.....



.....

.....



.....

.....



.....

.....



.....

.....